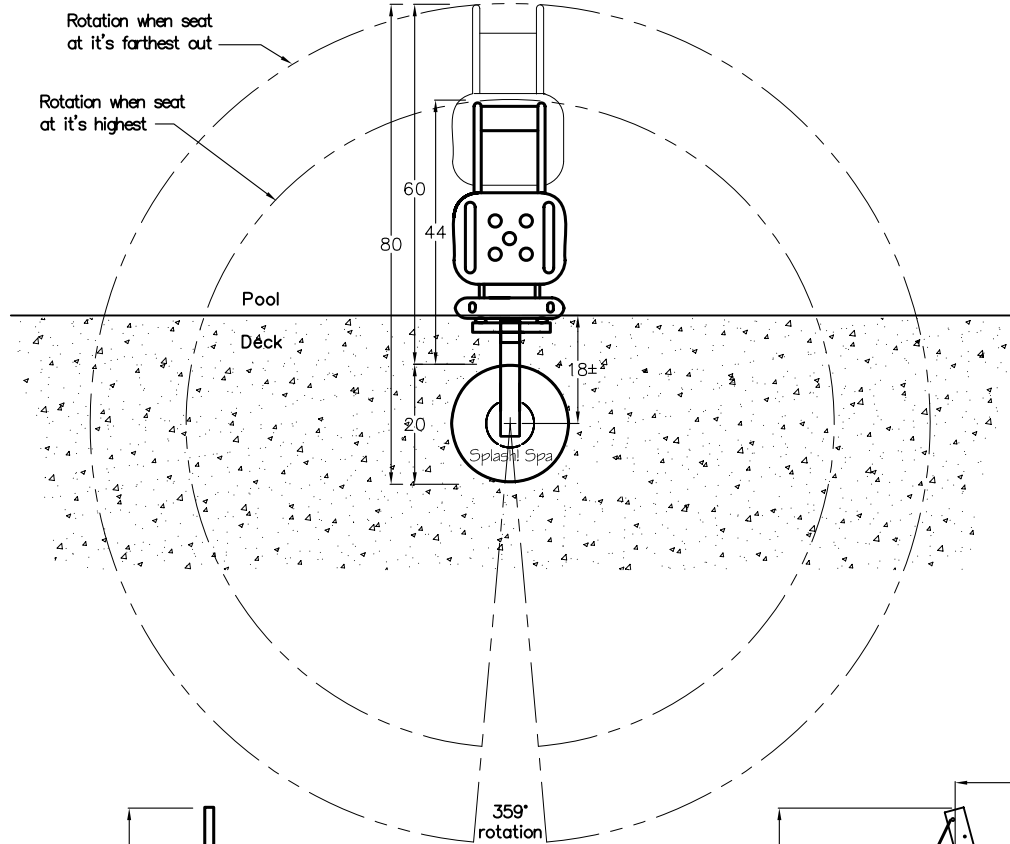
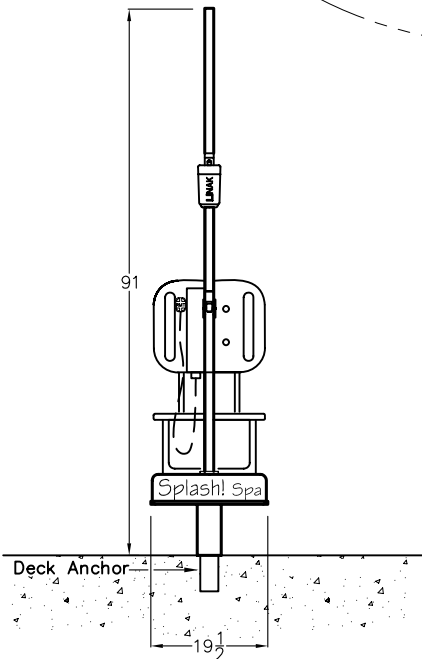


# SPLASH! SPA POOL LIFT

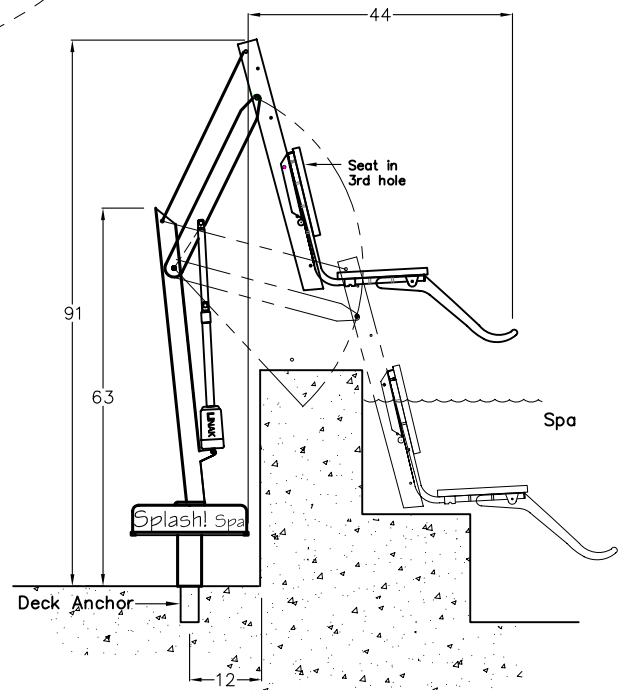


- NOTES:
1. DRAWINGS SHOW KEY VIEWS OF LIFT.
  2. INSTALLATION TO BE COMPLETED IN ACCORDANCE WITH MANUFACTURER'S SPECIFICATIONS.
  3. DO NOT SCALE DRAWINGS.

TOP VIEW



BACK VIEW



SIDE VIEW

This represents the most current information on this product. However, S.R.Smith assumes no liability for its use.



S.R.Smith, LLC  
1017 SW Berg Parkway  
Canby, OR 97013  
www.poollifts.com

tf 800.824.4387  
p 503.266.2231  
f 503.266.4334  
info@srsmith.com

Product: **SPLASH! SPA LIFT**

Part Number: **375-0000**

Drawn by: **LC**

Date: **06-23-09**

Approved by: **JC**

Date: **06-25-09**

Drawing #: **375-0000**

Rev: **0**

Sheet: **0**

Suggested Specification: Splash! SPA- Semi Portable Lift System  
Expanded Version

**Lift Model Shall be: S.R.Smith, LLC Splash! SPA- Semi-Portable Lift System Part # 375-0000/EU.** It shall be battery powered, comply with Americans With Disabilities Act Access Guidelines (ADAAG), and have a lifting capacity of 400 pounds. Product shall include battery, charger, battery console cover, waterproof control, stainless steel anchor socket with cover and spanner key, footrest and seat belt assembly.

- a. Manufacturer to provide technical support and assistance to confirm pool lift satisfies pool geometry or if another Splash! Model is more appropriate (Standard #300-0000, Extended Reach #370-0000, Hi/Lo #350-0000, Extended Reach Hi/Lo #385-0000, Extended Reach Spa #395-0000).
- b. Have a LINAK (approved for medical applications) screw/spline type actuator to provide a safe and stable stop at any point in the lifting cycle. Capable of:
  - i. Not only having a stopping point that is a minimum of 16 inches and a maximum of 19 inches measured from the deck to the top of the seat surface when the seat is in the raised position (accessibility guidelines), but also providing additional stopping points at various heights to accommodate users of all ages and abilities.
  - ii. Submerging the seat a minimum of 18" below the surface of the water.
- c. Configured to facilitate ease in user transfer within clear deck space of 36 inches wide by 48 inches deep starting 12 inches from the back end of the seat (Ref. ADAAG).
- d. Have a 24-volt gear motor to power side to side rotation to allow for ample clear deck space for transfer on both sides of the lift.
- e. Seat:
  - i. Width of 18.5 inches (ADAAG Requires 16 inches)
  - ii. Back that extends 24 inches high (ADAAG Requires 12 inches)
- f. Be structurally capable of providing a stable user transfer and pass a static load test equal to 1.5 times the rated load capacity.
- g. Metallic parts (stainless steel and aluminum) to be passivated, pretreated and powder coated using a 5-step process. The process is to be validated by samples undergoing a 4,000 hour Salt Fog Test (ASTM D1654), by a recognized independent laboratory, and achieve a rating of 10 (highest possible rating). (Note: The test is the equivalent of 10 years exposure to this harsh environment.)
- h. Have a Manufacturer's Warranty:
  - i. Frame – 3 Years (except powder coated finish)
  - ii. Electronic Components – 2 Years (except battery)
  - iii. Battery – 1 Year, Pro-rated (90 days – 100%, 91 to 365 days – 50%)

- i. Have the following optional equipment:

Part #	Description	Part #	Description
900-2000	Stability Vest	170-1000	Arm Rest Assembly
500-1000	Spineboard Attachment	940-3000	Total Cover
400-0000	Caddy		

S.R.Smith, LLC. 1017 SW Berg Parkway, Canby, OR 97013  
Phone: 800.824.4387, [www.poollifts.com](http://www.poollifts.com)