

permobil

TILITE MANUAL WHEELCHAIRS

ZRA

THE ULTIMATE RIDE QUALITY.

Experience the cutting edge technology behind our 1.25 inch MonoTube Titanium for unparalleled ride quality that will last a lifetime. Specifically selected for its durability and performance characteristics, our titanium puts you miles ahead of the rest.





TIFIT. PERSONAL ERGONOMICS.

The difference between a TiFit® chair and all other chairs is that a TiFit chair is a wheeled prosthetic: Every frame is made to measure. A TiFit chair brings unparalleled performance and function. You will feel the difference in everything you do. TiFit...not standard.

CUSTOM CONFIGURATION.

Custom Configuration allows you to add options and components to your chair to meet your needs and to optimize your riding experience. This includes choices of wheels, handrims, tires, wheel locks, color, tattoos, and more. TiLite offers more options than any other manufacturer!

TECHNICAL SPECIFICATIONS

Frame Features	Titanium Mono-Tube Rigid TiFit Limited Adjustability
Total Chair Width*	23"
Seat Width	10" – 20"
Seat Depth	10" – 20"
Front Seat Height	16" – 21"
Rear Seat Height	12.5" – 20"
Front Frame Angle	70°, 75°, 80°, 85°, or 90°
Seat Back Type	Folding Seat Back Adj. Height 8.5" – 21" Adj. Angle 80° – 101°

Camber	0°, 2°, 4°, 6°, 8° or 12°
Center of Gravity Adjustment	6"
Front Seat Width (Seat Taper)	0", 1.5", 2.5"
Transit Options	Transit Tie-Down
Transport Weight*	10.7 lb.
Weight Limit	265 lb. Standard 350 lb. Heavy Duty
Warranty	Five Years on Frame One Year on TiLite Components


* Weights and widths based on 16" x 16" chair with 0° camber, minimum rear wheel spacing and all standard features. Rear wheels are not included in transport weight. For reference, a pair of standard 24" rear wheels weighs 7.2 lb.

COLOR OPTIONS


HIGH GLOSS PAINT




MATTE PAINT




CANDY PAINT



NATURAL



METALLIC PAINT



ANODIZED COLORS



PEARLESCENT PAINT

