

# Wave<sup>™</sup> Series



# Wave Series



- The Wave series is a seating solution to provide extra positioning to clients
- Designed for clients requiring a high level of pelvic and lower extremity positioning
- Provides a moderately high to high level of skin protection
- Available as the Evolution Wave™ cushion or the Meridian Wave™ cushion with your choice of positioning base

# Wave Series Bases



CPW

- Lightweight
- Closed-cell foam
- Available in 3 styles for multiple positioning needs



LPB



CPB

# Contoured Positioning Wedge (CPW)



- Weighs only 0.3 lbs.
- Lateral thigh support
- Medial thigh support
- Wedge effect

# Contoured Positioning Wedge (CPW)



- Weighs only 0.3 lbs.
- Lateral thigh support
- Medial thigh support
- Wedge effect

# Contoured Positioning Wedge (CPW)



- Weighs only 0.3 lbs.
- Lateral thigh support
- Medial thigh support
- Wedge effect

# Contoured Positioning Wedge (CPW)



Combines with both Evolution™ or Meridian™ cushions for enhanced thigh positioning and wedge effect.

# Lateral Positioning Base (LPB)



- Solid base of support
- Weighs only 0.6 lbs.
- Lateral pelvic support
- Posterior pelvic support
- Lateral thigh support

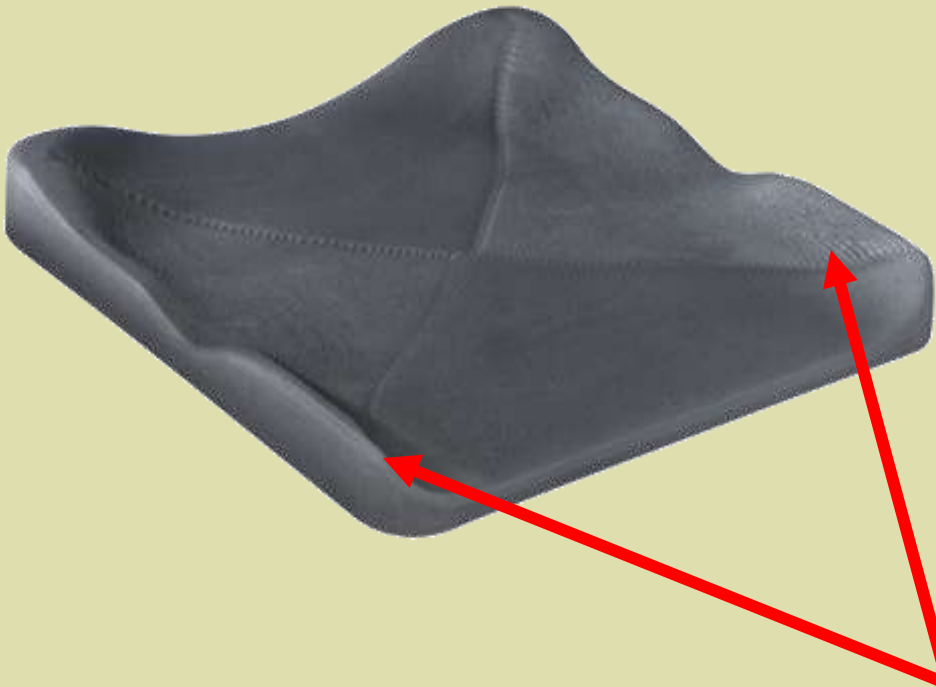


# Lateral Positioning Base (LPB)



- Solid base of support
- Weighs only 0.6 lbs.
- Lateral pelvic support
- Posterior pelvic support
- Lateral thigh support

# Lateral Positioning Base (LPB)




- Solid base of support
- Weighs only 0.6 lbs.
- Lateral pelvic support
- Posterior pelvic support
- Lateral thigh support

# Lateral Positioning Base (LPB)

Combines with both Evolution™ or Meridian™ cushions for enhanced pelvic and lateral thigh positioning.



# Contoured Positioning Base (CPB)



- Solid base of support
- Weighs only 0.6 lbs.
- Lateral pelvic support
- Posterior pelvic support
- Medial thigh support
- Lateral thigh support

# Contoured Positioning Base (CPB)




- Solid base of support
- Weighs only 0.6 lbs.
- Lateral pelvic support
- Posterior pelvic support
- Medial thigh support
- Lateral thigh support

# Contoured Positioning Base (CPB)



- Solid base of support
- Weighs only 0.6 lbs.
- Lateral pelvic support
- Posterior pelvic support
- Medial thigh support
- Lateral thigh support

# Contoured Positioning Base (CPB)



- Solid base of support
- Weighs only 0.6 lbs.
- Lateral pelvic support
- Posterior pelvic support
- Medial thigh support
- Lateral thigh support

# Contoured Positioning Base (CPB)



Combines with the Evolution™ or Meridian™ cushions for enhanced medial and lateral thigh positioning and pelvic support.



# Wave™ Series



- Both the Evolution Wave™ and Meridian Wave™ cushions have HCPCS code E2624 skin protection and positioning wheelchair cushion, adjustable, width less than 22 inches, any depth.
- Bariatric sizes are available with HCPCS code E2625 skin protection and positioning wheelchair cushion, adjustable, width greater than 22 inches, any depth.